

L5 LAVALIER CONDENSER MICROPHONE

OVERVIEW:

The L5 is a micro-sized (5mm) cardioid condenser microphone also available with an omni-directional polar pattern (L5-O). The L5 series, which features modular, interchangeable capsules, is intended for use with the RAD360 wireless system as well as hard-wired vocal and instrument applications.

Designed to provide the highest quality sound in the smallest possible package, the L5 miniature condenser is ideally suited for broadcast and live sound applications for speech, interview, presentation, theatrical production, and instruments. Known for its clarity, low profile and ease of operation, the L5 has the ability to accurately capture and reproduce vocals from a comfortable distance of 4-8 inches or for close miking acoustic instruments from a distance of 1-2 inches.

The L5 is characterized with a uniformly controlled cardioid polar pattern helping to provide isolation and feedback control where applicable. The L5-O is omni directional, helping to create a free open-air and natural sound with excellent transient response. With a smooth and accurate frequency range of 20 Hz - 20 kHz for L5-O and 40 – 20k for L5, the microphone is lightweight and discrete.

SUPPLIED ACCESSORIES:

- Tie clip (MC-L5)
- External foam windscreen (WS10)
- Carrying pouch (P1)
- APS-910 - Phantom power adapter (for L5P and L5O-P)

OPTIONAL ACCESSORIES:

- MC-L253 - Mic Clip
- APS-910 - Phantom power adapter
- APS-911 - Battery / Phantom power adapter with on / off switch and bass roll-off

MODEL VARIATIONS:

- L5 - Cardioid microphone with 3' cable terminating to a mini-XLRf connector for use with RAD360 wireless
- L5-O - As above with omni-directional capsule
- L5P - Cardioid microphone with 8' cable terminating to a mini-XLRf connector with phantom power adapter for hard wired applications.
- L5O-P - As above with omni-directional capsule



FEATURES:

- 5mm modular capsules
- Broadcast quality
- Small, lightweight, low profile
- Natural, accurate sound reproduction
- Easy to use and set up

APPLICATIONS:

- For use with RAD360 wireless bodypack
- Speech
- Interviews
- Presentation
- Acoustic instruments



MC-L5

MC-L53

APS-910

APS-911

SPECIFICATIONS:

Transducer Type	Pre-Polarized Condenser
Frequency Response	40 Hz - 20 kHz
	20 Hz - 20 kHz (L5-O)
Polar Pattern	Cardioid / Omni
Output Impedance	200 Ohms balanced
Sensitivity	2.2 / 2.5 mV / Pa @ 1k
Equivalent Noise Level	31 / 30 dB (A weighted)
Signal to Noise Ratio	63 / 64 dB
Power Requirements	9-48 V Phantom Power
Maximum SPL	≥130 / ≥134 dB
Cable/Connector	Shielded 3' (L5) or 8' (L5-P)
	terminating to a miniature 3 pin XLRf connector
Polarity	Positive pressure on diaphragm produces positive voltage on pin 2 relative to pin 3
Housing/Finish	Machined Brass / Black E-Coat
Weight	0.57 g / 0.02 ounces
Length	23 mm / 0.91 inches

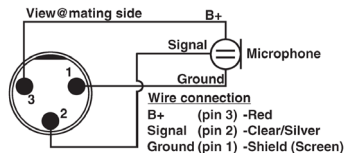
ARCHITECTS AND ENGINEERS SPECIFICATIONS:

The microphone shall be of the condenser type with a modular capsule design. The microphone shall be available in a both omni-directional polar pattern and also cardioids. The microphone shall have a 3' or 8' cable terminating in a mini-XLR female connector. The microphone shall have a sensitivity of 2.2 mV / Pa and a nominal impedance of 200 ohms at 1 kHz. The microphone shall have a maximum SPL level of ≥130 and shall be machined out of brass with a length of 23 mm for and a capsule diameter of 5 mm. The microphone series shall be the Audix L5.

OPERATION AND MAINTENANCE:

The L5 microphones are designed to plug directly into the bodypack of the RAD360 wireless system. They can also be used with other wireless bodypacks, however, the connector will have to be changed to the appropriate type for the bodypack that is being used. Also, the microphone will have to be wired correctly to match the wiring of the bodypack system.

The L5 wiring scheme is pin 1 ground (black wire), pin 2 signal (white wire) and pin 3 bias (red wire). See diagram:



For wired use: To use the L5 as a wired mic, you will need the version that includes phantom power supply module (models L5-P and L5O-P).

The L5 series require phantom power and will NOT operate without phantom power voltage (minimum of 9 - 48 Volts) which is available on most professional mic preamps and mixing devices. If phantom power is not available on your equipment, you may use the APS-911 which is an optional accessory that allows for battery operation. Avoid plugging or unplugging the microphone from a PA system unless the channel is muted or the volume of the system turned down. Failure to do so may result in a loud "popping" noise which could seriously damage the speakers in the PA system.

APS-910 phantom power adapter: Note that the mini-XLRf connector at the end of the L5 mics plugs into the mini-XLRm connector of the APS-910 power adapter. From there, plug a standard XLR-XLR microphone cable to complete the connection from the APS-910 to the mixing board.

USER TIPS:

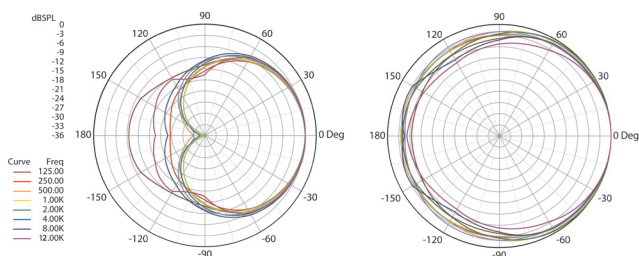
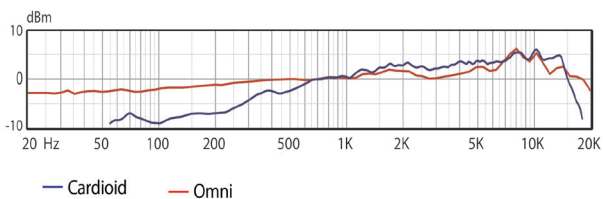
Lavalier: Whether wired or wireless, the L5 mics can be attached to a tie, a lapel, or to fabric by mean of the the supplied alligator style clip. For broadcast or for applications where there is only one open microphone on stage, the L5-O (omni directional) is generally the best choice. In these cases, the microphone should be positioned so that the capsule of the microphone is in an upward position and 4-6 inches from the mouth..

For applications where there may be music in the background, a large amount of room ambience or echo, feedback issues, or other open mics on stage, The L5 (cardioid) is a good choice. In this case, you may bring the mic closer to your mouth where the sound will become fuller and louder. In either case be sure that the element on the microphone capsule remains exposed and does not get covered up in any way by clothing. Also, It is recommended to use the supplied external windscreen to help reduce popping and breath noise.

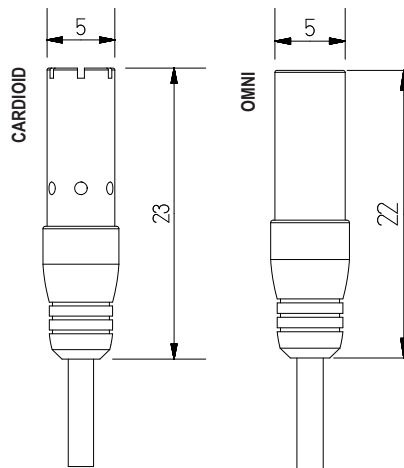
Acoustic Instrument: The L5 (cardioid) would be the best choice when using the microphone to mic an acoustic instrument such as guitar, sax, percussion, etc.

It is recommended to use the supplied external windscreen to help reduce popping and breath noise. *Further miking techniques may be found on our website at www.audixusa.com

FREQUENCY / POLARS:



DIMENSIONS (mm):



***All specifications subject to change without notice.

SERVICE AND WARRANTY:

This microphone is under warranty for a period of 3 years from any and all manufacturing defects. Should your microphone fail in any way, please contact the Audix Service department at 503-682-6933. A Return Authorization number is required before returning any products.

CARE AND MAINTENANCE:

The L5 is manufactured to exacting specs with roadworthy construction. However, the capsule is highly sensitive and should be handled with care. Avoid extreme temperatures and be sure to store your microphone in the pouch provided when not in use. Moisture of any kind can adversely affect the sound and performance of your microphone.

To register your microphone, please visit www.audixusa.com

